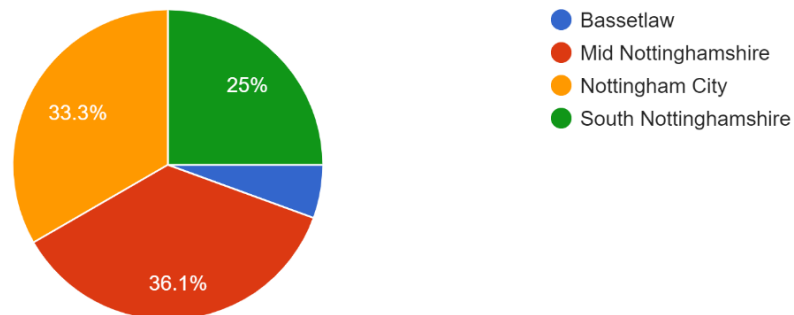


## Findings from Nottinghamshire GP practice sustainability survey

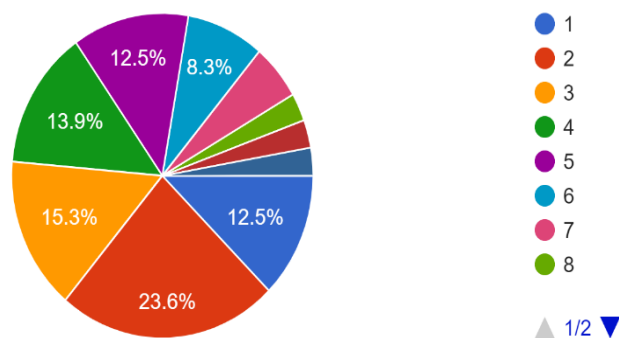
### Place Based Partnership (PBP)

72 responses



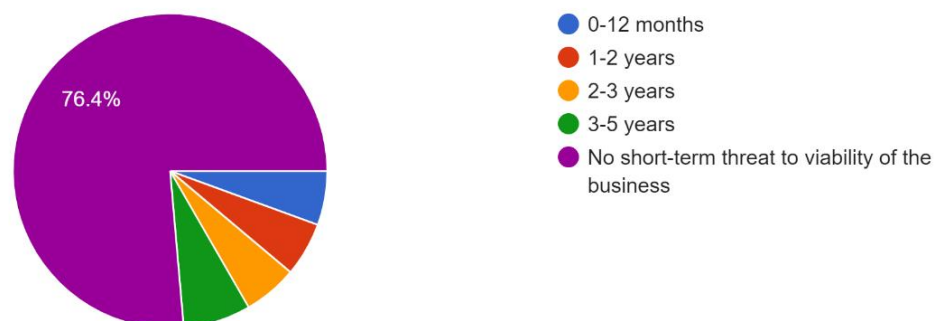
### How many partners are there in your practice?

72 responses



### How close are you to potentially serving notice on your GP contract?

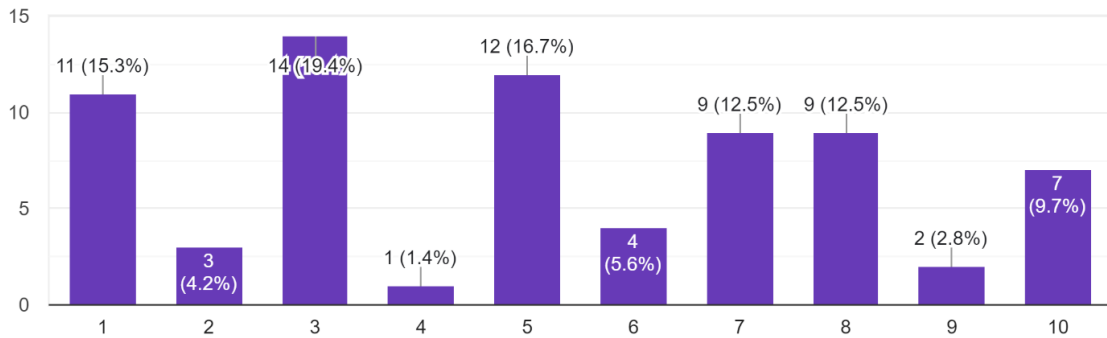
72 responses



**We asked practices to score each of the following factors for how significant they are affecting practice sustainability – 1=minimal impact, 10=Very high impact.**

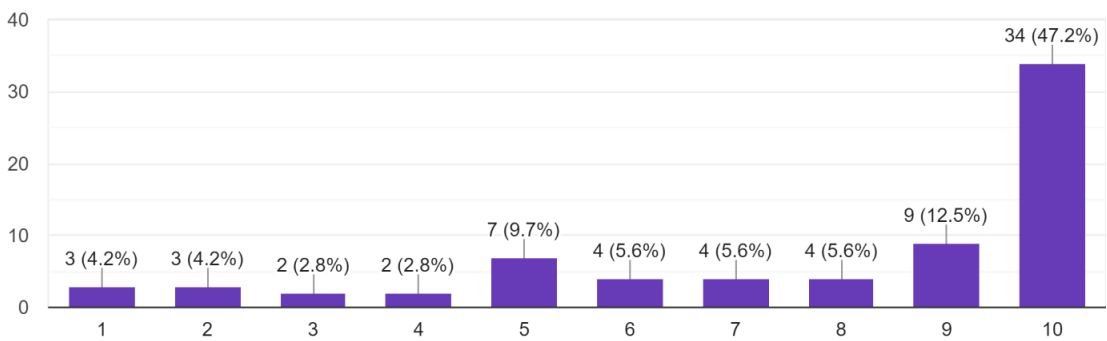
Please score the following out of 10 in terms of how significant they are to affecting your practice's sustainability 1) Inability to recruit

72 responses



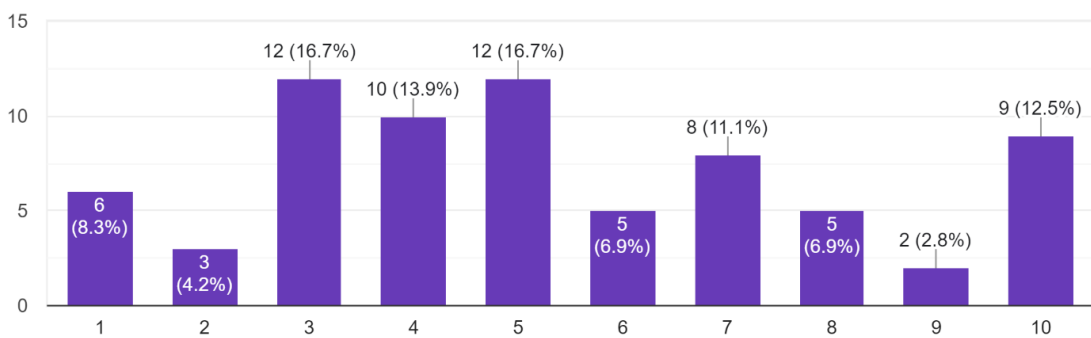
2) Lack of funds available to recruit

72 responses



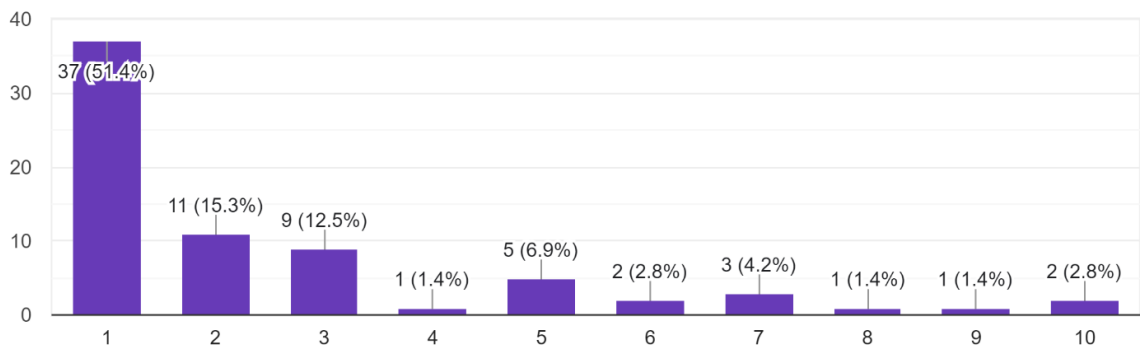
3) HR issues

72 responses



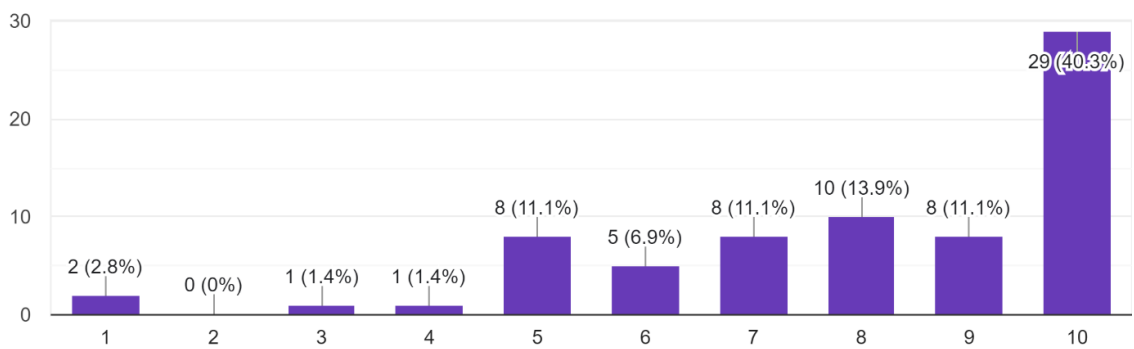
#### 4) Intra-partnership issues

72 responses



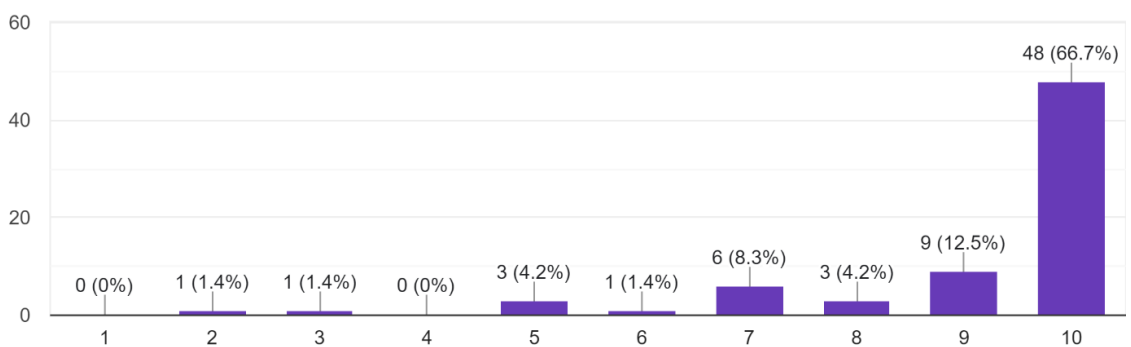
#### 5) Lack of LES funding

72 responses



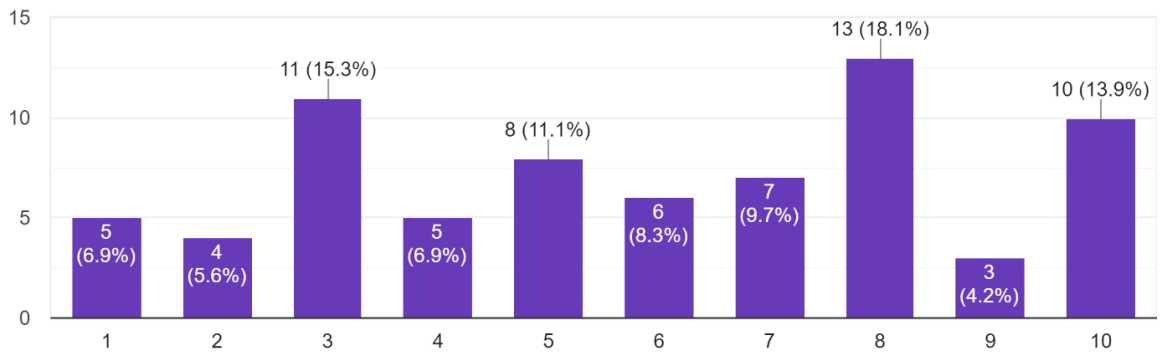
#### 6) Lack of national GP contract funding

72 responses



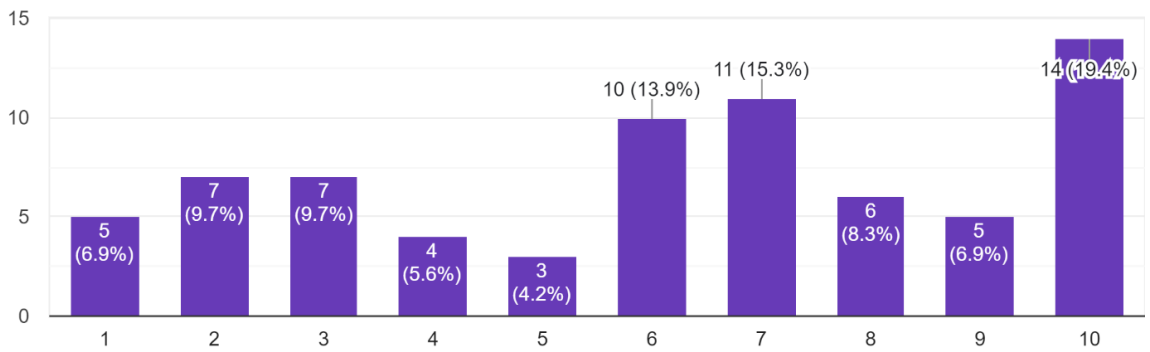
### 7) Patient complaints and dissatisfaction

72 responses



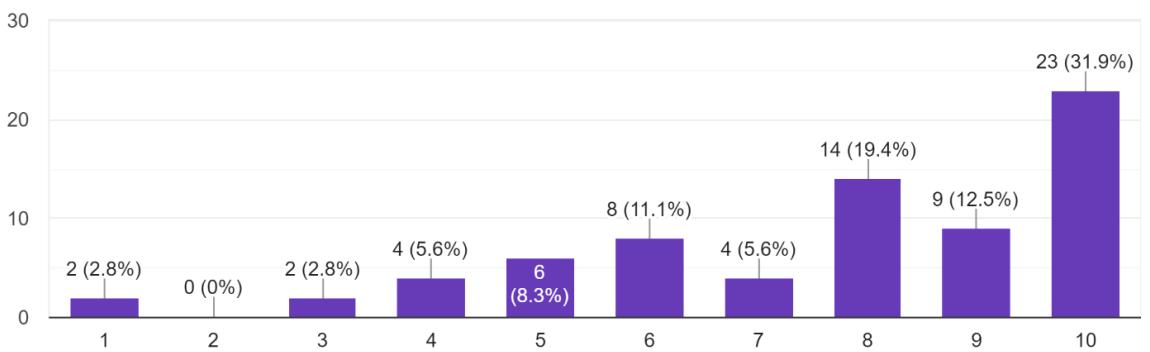
### 8) Losing staff due to stress of role

72 responses



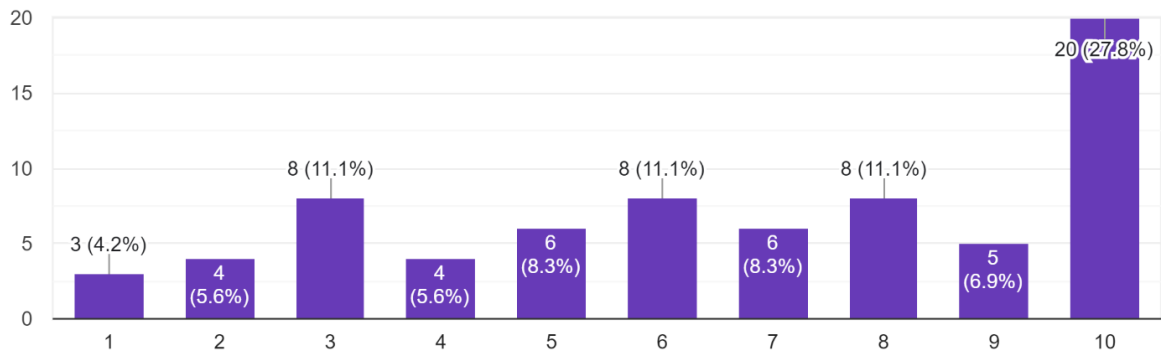
### 9) Inability to cope with patient demands on the service

72 responses



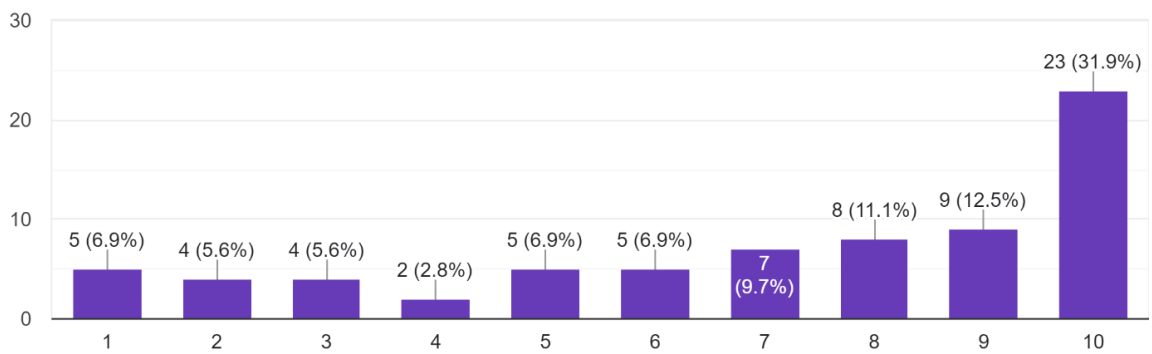
### 10) Losing staff due to inability to retain on pay grounds

72 responses



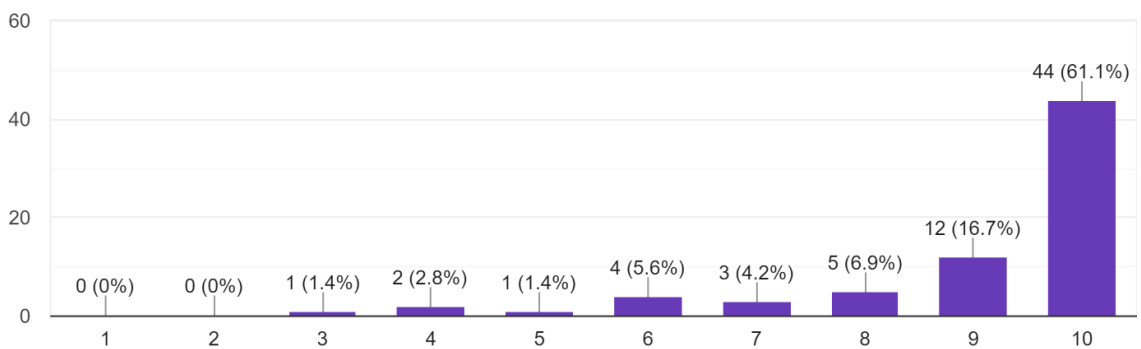
### 11) Estates issues affecting ability to expand/cope with needs of service

72 responses



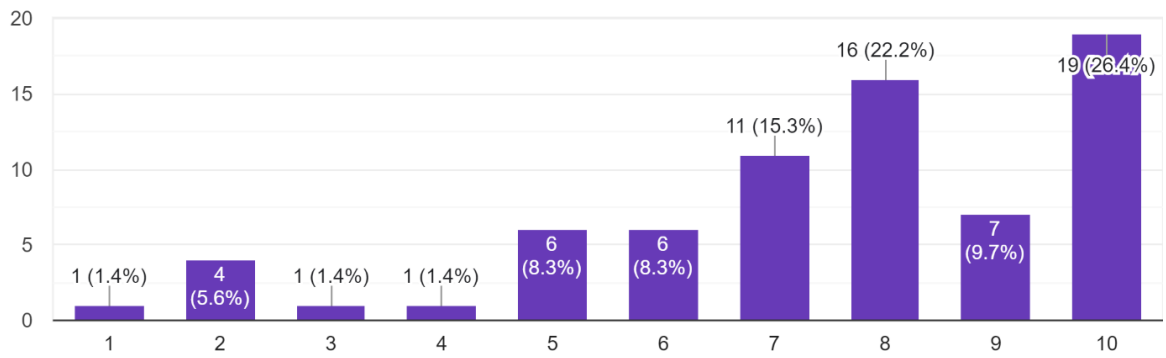
### 12) Rising costs of staff

72 responses



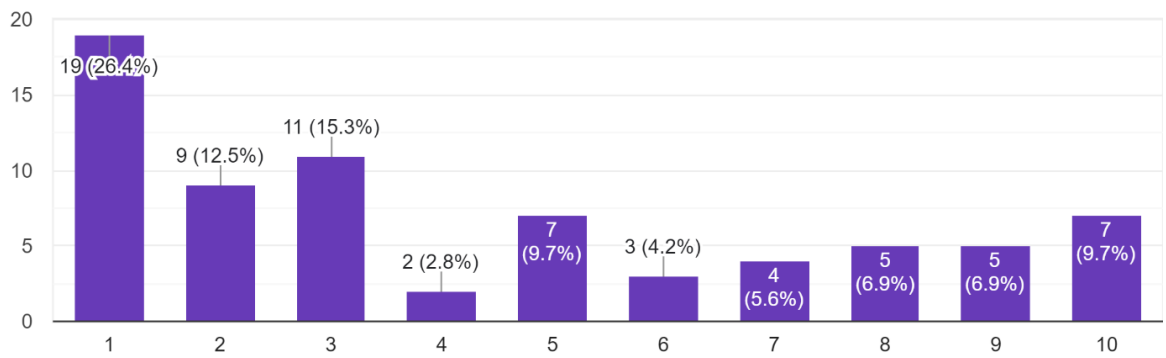
### 13) Pressures of regulation (CQC)

72 responses



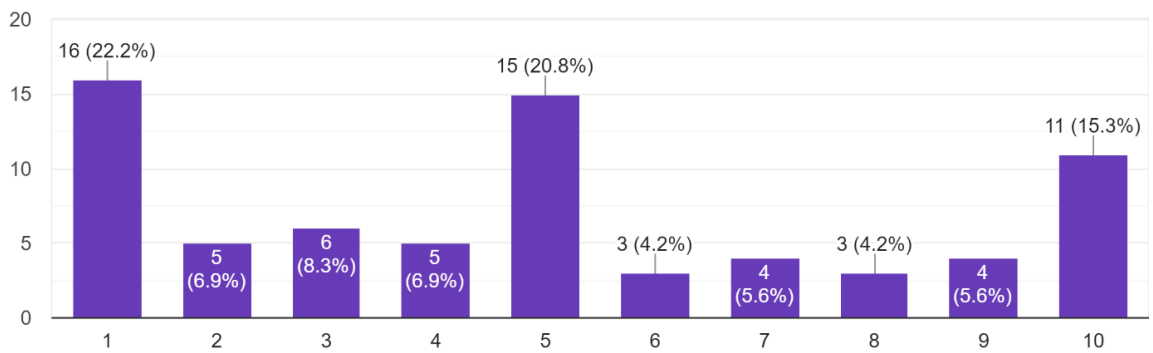
### 14) Losing partners due to stress of role

72 responses



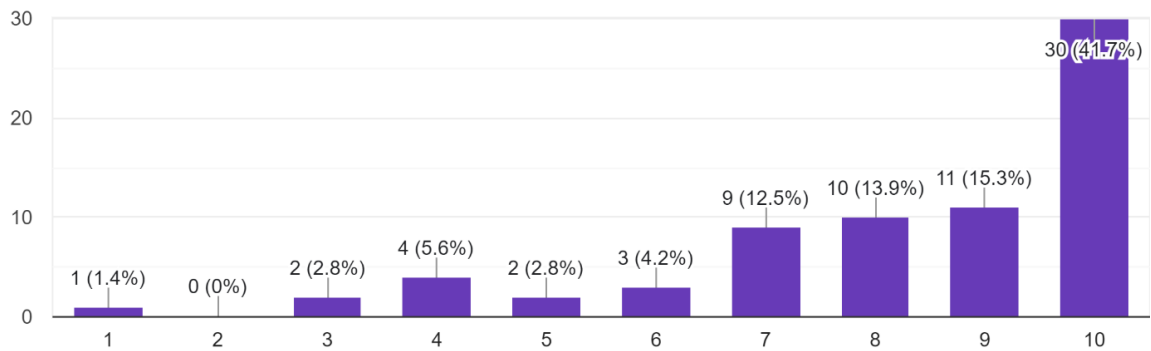
### 15) Losing partners due to reducing profitability

72 responses



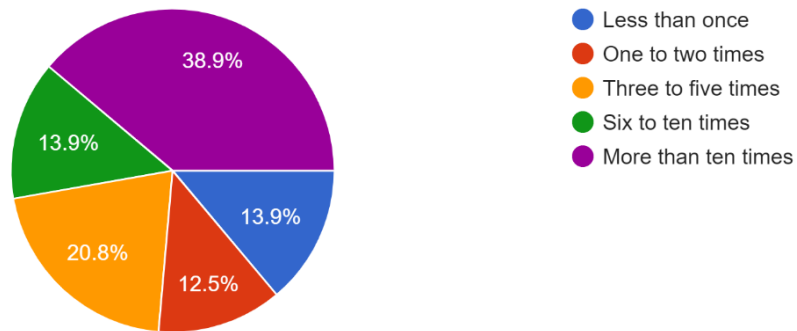
### 16) Workload shift from other providers e.g. hospitals/community providers

72 responses



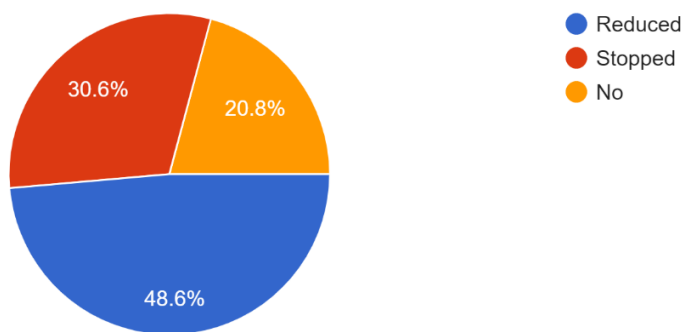
### How many times have you had to reduce your regular clinical offering on the day in the past six months due to sickness/funding?

72 responses



### Have you reduced or stopped engaging locum GPs due to a lack of finances available?

72 responses



# Summary of the survey findings

72 practices responded to our survey (55% of all of LMC practices)

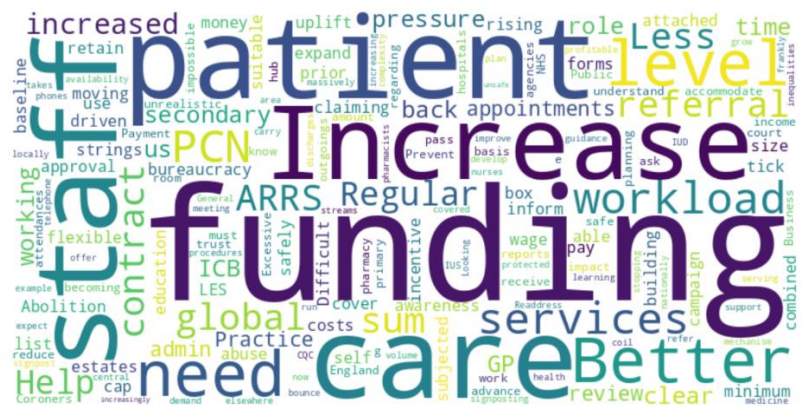
- 26 responding from Mid Notts,
- 24 from Nottm City,
- 18 from South Notts,
- 4 from Bassetlaw

## Breakdown of findings:

- 37 (51%) have 3 partners or less in the practice
- 9 (12.5%) are single-handed partners
- 12 practices (16%) are considering handing back their contract within three years. 4 in 0-12 months, 4 in 12-24 months and 4 in 24-36 months. 5 more practices (7%) may need to close in 3-5 years
- 57 practices (79%) have reduced or stopped entirely their use of locum GPs due to insufficient funding
- So, 17 practices (23%) of all respondents may need to close within 5 years
- Practice sustainability at most risk due to:
  - 1. *Lack of national contract funding*
  - 2. *Rising costs of staff*
  - 3. *Workload shift from other providers e.g. hospitals/community providers*
- 28 (39%) of practices have had to reduce their regular clinical offering on the day in the past six months due to sickness/funding

## We asked, what needs to happen to make your practice more sustainable?

These were free text comments, and the below word cloud captures the themes with the larger words being the more frequently mentioned:





## Ranking of contributing factors to reducing practice sustainability

To rank this, we took scores for each question out of 10 multiplied by how many practices chose that score

e.g. score 1x11 practices=11, 2x2 practices=4, 5x10 practices=50, 6x11 practices=66, 8x 9 practices=72, 9x10 practices=90, 10x5 practices=50 total = **343**.

<b>Factor</b>	<b>Total Score</b>
<b>Lack of national contract funding</b>	<b>653</b>
<b>Rising costs of staff</b>	<b>649</b>
<b>Workload shift from other providers e.g. hospitals/community providers</b>	<b>593</b>
Lack of LES funding	570
Lack of funds available to recruit	563
Inability to cope with patient demands on service	553
Pressures of regulation	540
Estates issues affecting ability to expand/cope with needs of service	512
Losing staff due to inability to retain on pay grounds	480
Losing staff due to stress of role	441
Patient complaints and dissatisfaction	422
HR issues	382
Inability to recruit	370
Losing partners due to reducing profitability	355
Losing partners due to stress of role	314
Intra-partnership issues	185